



InView™ Silicone Male External Catheter

Sheath Guide

Important information regarding this booklet

You should read this guide if you have urinary incontinence and are under the direction of a healthcare professional for urinary continence issues. It has been produced to provide an overview of urinary sheaths, urinary leg bags and associated accessories. It is not designed to replace advice and direction given from your healthcare professional.

If you have questions or concerns these should always be directed to your healthcare professional or continence service in the first instance.

Contents

Urinary Sheaths - An Overview	3
Important Sheath Features to Consider	3
Hollister InView Sheaths	4
Using Hollister InView Sheaths	5
Tips for Use	6
Frequently Asked Questions	8
Hollister Leg Bags	9
Accessories	11
Instructional Video Link	12



Urinary Sheaths – An Overview

If you have urinary incontinence, urinary sheaths can provide a good alternative to other devices designed to direct and collect urine e.g. absorbent products (pads).

Sheaths are sometimes called *condom catheters*, *uridomes* or *external or penile sheaths* and look similar to contraceptive condoms. They fit over the penis and are mostly 'self-adhesive'.



Important Sheath Features to Consider

Skin friendly

Sheaths are usually made from silicone which is compatible with most skin types and can result in less skin irritation. An effective sheath should stay in place, not leak, be comfortable and be easy to apply and remove. It should stay in place for an acceptable length of time (24 hours is a reasonable expectation). It should avoid skin damage and channel urine effectively.

Size

Sheaths are supplied in a range of lengths and sizes. The key to successful sheath use is appropriate selection and fitting. Sheaths are available in a variety of lengths, designs and diameters. It is important that you are correctly fitted for your sheath. Sheath measuring guides are provided to assist with this.

Anti-kinking / twisting

Hollister's InView Silicone Male External Catheter sheaths help improve drainage and reduce leakages by reducing kinking and twisting.

Anti 'blow-off' features – Wide Bore Outlet

Some sheaths help reduce the likelihood of 'blowing off'.

Leg bags

It is important to use a urine collector (e.g. leg bag) with matching features for your sheath. Your healthcare professional will assist you.

Always discuss your concerns and questions with your healthcare professional.

Some men wear sheaths for certain occasions, such as to play a round of golf or attend social functions. Others will choose to wear one only at night.

Hollister InView Sheaths

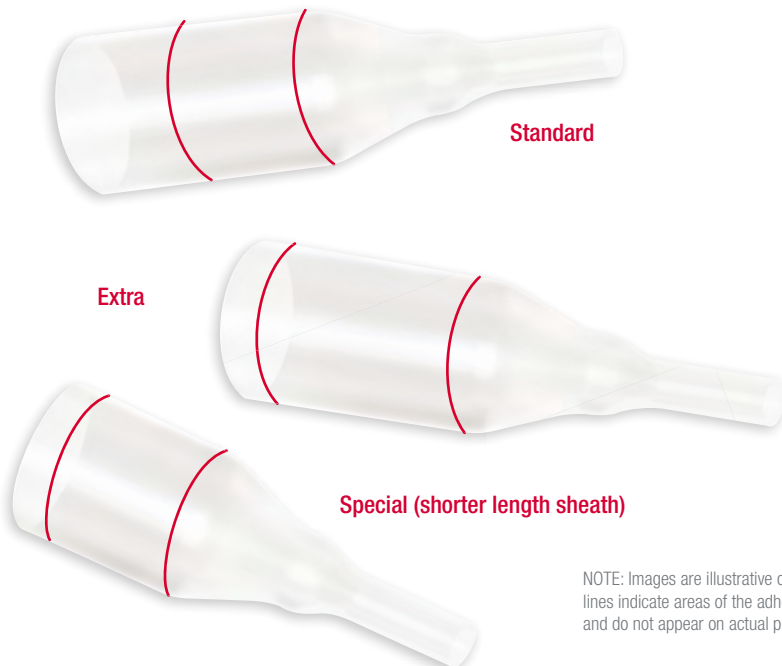
Comfort and Confidence

The InView Sheath is made of silicone (not made with natural rubber latex) and delivers both comfort and confidence. Combined with Hollister’s leg bags and associated accessories, you will be comfortable, confident and well supported every day.

Engineered of clear, breathable silicone, the InView sheath features three styles to suit a variety of individuals: Special, Standard and Extra. Each has a different sized adhesive band width. Each one of these styles has five colour coded sizes to meet your personal requirements.

- Standard** Regular length and adhesive width for everyday wear
- Extra** 70% more adhesive than the InView Standard sheath for added security
- Special** Shorter sheath length accommodates a wide range of needs

The following image shows the three InView sheaths with the different adhesive band widths to meet your needs. The red lines indicate the width of the adhesive band section on the sheath.



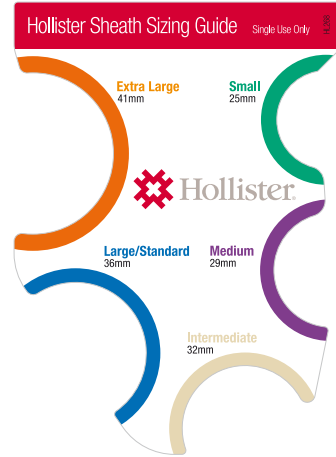
NOTE: Images are illustrative only. Red lines indicate areas of the adhesive band and do not appear on actual product.

Using Hollister InView Sheaths

Selecting the proper size

Use of the correct sized sheath will ensure maximum wear time and comfort. Following are some useful tips:

- Use the Hollister Sizing Guide to determine correct size needed. Do not rely on your judgement.
- Place the Hollister sizing guide over the widest part of the penis.
 - In cases of shorter penis length, select the InView Special sheath.
 - When a larger adhesive band is needed, select the InView Extra sheath.
- InView Standard sheaths will meet most needs.








NOTE: This image is for illustrative purposes only. Please contact your healthcare professional for a proper sizing guide.

Features

- Soft, breathable silicone designed to be non-irritating and comfortable - low chance of irritation.
- Transparent – providing an easy way to check your skin health.
- 24 hour wear time expectation and with the skin friendly adhesive balancing secure fit with easy removal.
- Five sizes in colour-coded packaging for easy identification and selection to help ensure a proper fit.
- A tapered tip helping ensure a secure connection and fit most leg and night drainage bags.
- Not made with natural rubber latex

Each style comes in five different sizes. The packaging is colour-coded for easy identification.

Size	Colour
25 mm	 Green
29 mm	 Purple
32 mm	 Tan
36 mm	 Blue
41 mm	 Orange

Tips for Use - Hollister InView Sheaths

To prepare

1. Verify correct product size prior to use. Trim pubic hair if necessary.
2. Wash penis with mild soap and warm water. Dry thoroughly.

To apply

1. Open package at perforation. Remove sheath (catheter) from plastic insert, if present.
2. Place rolled end over the end of the penis, leaving a small space between the end of the penis and the cone of the sheath (catheter). If applying to an uncircumcised penis, allow foreskin to remain in its natural position. Take care not to pinch or retract the foreskin.
3. Slowly unroll onto the penis with as little wrinkling as possible until product is fully extended.
4. Gently squeeze to properly seal adhesive to the skin. Do not attempt to reposition the product. If possible, avoid leaving a rolled 'collar' around the base of the penis.

To connect this product to a drainage system, refer to the instructions for use packed with that product.

To remove and dispose

Disconnect from the drainage system. Gently roll the sheath (catheter) forward and off the penis. If necessary, apply a warm wet compress (such as a wet washcloth) around the sheath (catheter) to help loosen the adhesive.

Please follow all local disposal regulations.

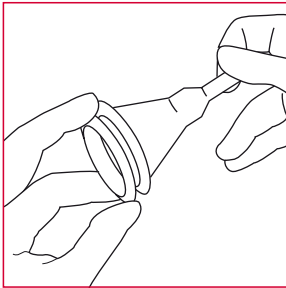


Figure 1.

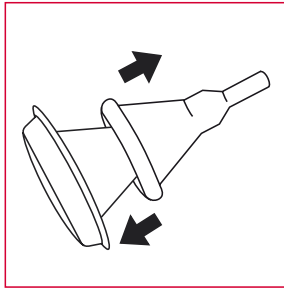


Figure 2.

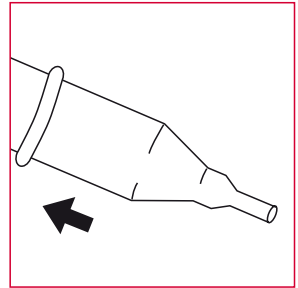


Figure 3.




Figure 4.

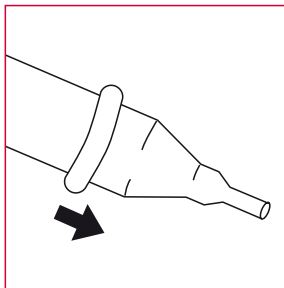


Figure 5.

Indications and Intended Use

The product is an accessory intended to channel urine from the penis to extension tubing and urinary collection bags for adult males with urinary incontinence.

WARNINGS

Reuse of a single use product may create potential risk to the user such as poor adhesion, leakage, and skin irritation.

Precautions

Do not use on irritated or compromised skin.

Do not use if allergic reaction occurs.

Ensure proper fit as instructed. If the sheath (catheter) size is incorrect or leakage occurs, skin damage may occur (e.g., irritation, broken skin, rash, or redness). This may decrease wear time.

Follow directions to remove if experiencing swelling, numbness, discomfort, pain, discoloration, or abnormal appearance.

Notes

For good hygiene, change sheath (catheter) daily.

To help ensure proper adhesion, apply to clean, dry intact skin. Do not use lotions, powders, or ointments on the skin as these products may interfere with adhesion of the product. Contact a healthcare professional for help with the product or with skin irritation. In case of serious injury (incident) in relation to your use of the product, please contact your local distributor or manufacturer, and your local competent authority. For more information, see www.hollister.com/authority or local distributor.

Frequently Asked Questions

Q: How long should I expect a Hollister InView sheath to stay on for?

A: A variety of factors such as application technique, individual anatomy and condition of the skin may influence wear time. With proper application, you can expect up to 24 hours wear time.

Q: Is sizing important in selecting the right sheath?

A: Yes. The Hollister sizing guide is available to help with proper size selection. If you are between sizes, select the larger of the two sizes.

Q: Is the InView Special sheath only for men with a short shaft?

A: No. Some users simply prefer a shorter sheath. Some men find a shorter sheath easier to apply.

Q: What is the best way to remove the sheath? (See fig. 5 previous page)

A: Gently roll the sheath off the skin. Use of a warm, wet, soapy washcloth, wrapped around the sheath for approximately 30 seconds may help weaken the adhesive for easier removal in some cases. Adhesive remover wipes, such as Hollister Adhesive Remover Wipes (Product code 7760), may also be helpful.

Q: Can external sheaths be used on an uncircumcised penis?

A: Yes. Apply the sheath with the foreskin in its natural position.

Trouble shooting

- **Sheath not sticking well** – check application technique. Check skin is dry on application and no creams or talc are in use. Check skin condition.
- **Sheath falls off** – this may be due to penile retraction. Can be a problem noted at night or when in bed. If not using the Special shorter length sheath, the client should be changed to this style to try. If not successful, the Hollister Urinary Pouch (page 32) should be considered.
- **Less than expected wear time** – check as above. Re-check sheath size and type. Check client compliance – with initial use some clients take a while to get used to the feel of sheaths. Check that drainage bag has wide bore tubing to allow for normal flow rates. Check tension on sheath from drainage appliance – it may need to be adjusted.
- **Poor flow into drainage device /pooling of urine in funnel** – check sheath is positioned with urethral opening pointing down the tubing. If tucked downwards, this may obstruct flow.
 - Check that drainage device is securely connected to sheath.
 - Check there are no kinks in the tubing and that it is positioned so the bag is below the bladder facilitating gravity flow.
 - Ensure the sheath is not pushed right up against the glans – there should be a small gap between the glans and the drainage port. This also helps prevent pooling of urine.
 - Check the sheath is not too tight and obstructing the urethra – change to larger size.
 - If a vacuum is created preventing drainage – disconnect the tubing to allow drainage and some air into the tubing and reconnect.

Note: Do not use on irritated or compromised skin. Do not use if allergic reaction occurs. Not made with natural latex.

Hollister Leg Bags

Hollister has a range of leg bags to suit a variety of needs. These are designed to match the Hollister sheaths in important ways, such as matching the wide bore outlet of the sheaths. Without this match, there is risk of bore size incompatibility which can cause possible leakages.

Designed to be discreet and comfortable

- **Soft fabric backing** – waterproof on the body side and soft against the skin.
- **Anti-reflux valve** – helps prevent the risk of urinary tract infections.
- **Wide bore flexible tubing** – allows for quick and easy drainage preventing back flow of urine and possible leaks.

Designed for reassurance

- Flip/Lever tap on bags – simple, safe, effective. Easy to use even for people with reduced hand movement. The tap also has a reassuring ‘click’ sound when closed.
- Hollister leg bags maintain a low profile as they rest discreetly against the leg.

The InView sheaths and leg bags are part of a complete bladder management system from Hollister – catheters, leg bags, tubing, and straps. Contact your local healthcare professional or continence product supplier for product information and advice.



Leg Bag Features

- **Anti-Reflux Valve** - The one-way integrated anti-reflux valve prevents back flow of urine and reduces urine leakage and possible urinary tract infections.
- **Adjustable Connecting Tubing** - Choice of 10 cm or 50 cm (cut to fit) tubing. Enables tubing length to be customised to accommodate individual preferences and needs.
- **Stepped Connector ('Christmas Tree' Adaptor)** - Allows for easy connection and removal of tubing.
- **Drain Valve/Tap** - The positive action lever tap, situated at the base of the drainage bag, enables urine to be drained out of the

bag. It is also easy to know when the tap is open or closed as it has a reassuring "click" sound when fully closed.

- **Non-Woven Cloth** - soft backing provides increased comfort. Particularly useful for hot humid conditions.
- **Calibration Markings** - Allow for volume estimates in the collector.



Extended Wear™ Leg Bag Systems

The Hollister Extended Wear range offers users a convenient option for use with indwelling / suprapubic catheters or sheaths:

- **Cost effective**
- **Easy to open 90° lever tap is designed for people with limited or poor dexterity**
- **Low profile buttons on the leg bag easily secure the wide, machine washable straps**
- Made from a soft, durable polyvinyl material offers client convenience and cost savings whilst reducing the risk of introducing an infection by maintaining a closed system.
- Maintain a closed system with catheter use, reducing risk of infection
- Bag can be worn vertically or horizontally for increased discretion
- Anti-reflux valve prevents back flow into tubing
- Cut to fit tubing for user flexibility
- Available in discreet 540 ml or 900 ml capacities



Accessories




Leg Bag Holsters

A comfortable and secure alternative to leg straps.

- **Long lasting** and durable
- **Comfortable** and **secure**
- Can be **worn on calf or thigh**
- **Washable** to allow for hygienic re-use
- **Available in 3 sizes** - each size colour coded for easy identification



Leg Bag Holster

Stock Code	Colour	Size	Stretch Potential	Box QTY
9612		Small	26-36 cm*	4
9613		Medium	36-48 cm*	4
9614		Large	48-62 cm*	4



Drainage bag held in place by a holster

Deluxe Urinary Leg Bag Straps

- **Long lasting** and durable
- **Easy to attach**, fits most brands of leg bags
- **Non-slip**, preventing skin damage due to slippage
- **Machine Washable** to allow for hygienic re-use
- Not made with natural rubber latex



**Deluxe Urinary Leg Bag Straps not available in NZ.

Deluxe Urinary Leg Bag Straps**

Stock Code	Size	Stretch Potential	Box QTY
9663	Extra small	24-31 cm*	1 Pair
9660	Small	25-46 cm*	1 Pair
9661	Medium	43-58 cm*	1 Pair
9662	Large	53-79 cm*	1 Pair

* Estimate only.

Deluxe Urinary Leg Bag Straps are more comfortable and secure than standard leg bag straps.

Prior to use, be sure to read the Instructions for Use for information regarding Intended Use, Contraindications, Warnings, Precautions, and Instructions.

Instructional Video



www.hollister.com.au

Search for "InView"



www.hollister.co.nz

Search for "InView"

Hollister Incorporated

Australia

www.hollister.com.au

Customer Care
1800 880 851

New Zealand

www.hollister.co.nz

Customer Service
0800 678 669