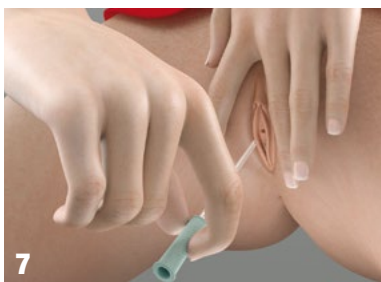


# User Guide Infyna Chic™ Catheters



1. Gather all equipment and prepare the area.

2. Wash your hands as advised by your healthcare professional.

3. Position yourself to carry out intermittent catheterisation. Manipulate your clothing to access your genitalia.

4. Spread the labia with two fingers of your non-dominant hand. If advised by your healthcare professional, cleanse around the area of the urethral opening and genitalia with your dominant hand, as you were trained.

5. Open the case by flipping up the cap, with your dominant hand, which breaks the seal. Leave the product in the case. NOTE: if seal is already broken, do not use the catheter.

If you are using a collection bag accessory (not included), attach to the funnel end of the catheter.

No need to remove catheter from the case.

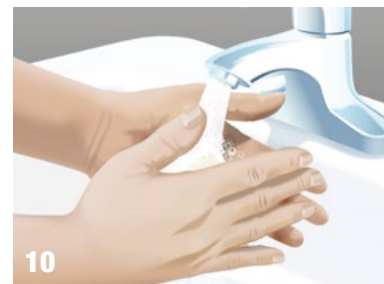
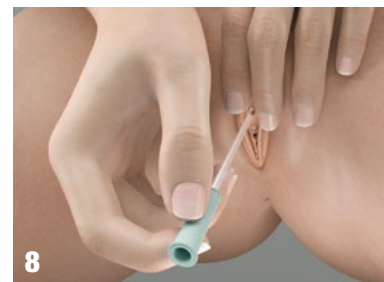
6. Hold the case with your non-dominant hand and remove catheter from the case with your dominant hand, touching only the funnel.

7. Part the labia with two fingers of your non-dominant hand, and insert the catheter with your dominant hand into the urethral opening, until urine starts to flow.

8. Once urine flow has stopped slowly withdraw the catheter. If urine flows again, pause until urine stops. After you're sure the bladder is empty, remove the catheter completely.

9. To dispose, place catheter back inside case and close the cap. You may dispose in a waste bin immediately or later when it is more convenient. DO NOT FLUSH DOWN TOILET.

10. Wash your hands.



## Infyna Chic

Intermittent Catheter

**PRODUCT DESCRIPTION:** Ready-to-use hydrophilic intermittent catheter with colour-coded funnel and two smooth eyelets.

	Catheter effective length: the length of the catheter that can be inserted into the urethra.	
14cm catheter	10 cm	100 mm

Intermittent catheter not made with PVC or phthalates. Not made with natural rubber latex. Product consists of 14 cm hydro-coated thermoplastic elastomer catheter and funnel contained within a recyclable polypropylene case.

**INDICATIONS AND INTENDED USE:** This intermittent catheter is a flexible tubular device that is inserted through the urethra by female and female paediatric patients who need to drain urine from the bladder.

**WARNINGS:** Do not use if the package is damaged or opened. To help reduce the potential for infection and/or other complications, do not reuse. If discomfort or any sign of trauma occurs, discontinue use immediately and consult your healthcare professional.

**PRECAUTION:** Please consult your healthcare professional before using this product if any of the following conditions are present:

- Severed urethra
- Unexplained urethral bleeding
- Pronounced stricture
- False passage
- Urethritis – inflammation of the urethra

Self-catheterisation should follow the plan of care and advice given by your healthcare professional and be carried out only in accordance with the instructions for use provided. Because catheterisation frequency varies by person, the recommended frequency of your catheterisation should be provided by your healthcare professional. For any other questions about your catheterisation, please contact your healthcare professional.

**NOTES:** Store boxes in a flat position and at normal room temperature. Contact a healthcare professional for help with continence care products. In case of serious injury (incident) in relation to your use of the product, please contact your local distributor or manufacturer and your local competent authority. For more information, see [www.hollister.com/authority](http://www.hollister.com/authority) or your local distributor.

Do not use if package is damaged.

This product consists of: 14 cm hydrophilic-coated PVC catheter and funnel (not made with phthalates), contained within a polypropylene and polyethylene case

## Hollister Australia

Nurse Priority Line: 1800 880 840  
[priority@hollister.com.au](mailto:priority@hollister.com.au)  
[hollister.com.au](http://hollister.com.au)

## New Zealand

Customer Service: 0800 678 669  
[NZCustomerservice@libmed.co.nz](mailto:NZCustomerservice@libmed.co.nz)  
[hollister.co.nz](http://hollister.co.nz)

Scan the QR code to view the instructions for use video or visit  
Australia: [hollister.com.au/infynachic](http://hollister.com.au/infynachic)  
New Zealand: [hollister.co.nz/infynachic](http://hollister.co.nz/infynachic)



Instructional Video -  
for those who are  
ambulatory



Instructional Video -  
for those who use  
a wheelchair