

PRODUCT DESCRIPTION: Ready-to-use hydrophilic intermittent catheter with colour-coded funnel and two smooth eyelets. Intermittent catheter not made with PVC or phthalates. Not made with natural rubber latex. Product consists of 14 cm hydro-coated thermoplastic elastomer catheter and funnel contained within a recyclable polypropylene case.

INDICATIONS AND INTENDED USE: This intermittent catheter is a flexible tubular device that is inserted through the urethra by female and female paediatric patients who need to drain urine from the bladder.

WARNINGS: Do not use if the package is damaged or opened. To help reduce the potential for infection and/or other complications, do not reuse. If discomfort or any sign of trauma occurs, discontinue use immediately and consult your healthcare professional.

PRECAUTION: Please consult your healthcare professional before using this product if any of the following conditions are present:

- Severed urethra
- Unexplained urethral bleeding
- Pronounced stricture
- False passage
- Urethritis – inflammation of the urethra

Self-catheterisation should follow the plan of care and advice given by your healthcare professional and be carried out only in accordance with the instructions for use provided. Because catheterisation frequency varies by person, the recommended frequency of your catheterisation should be provided by your healthcare professional. For any other questions about your catheterisation, please contact your healthcare professional.

NOTES: Store boxes in a flat position and at normal room temperature. Contact a healthcare professional for help with continence care products. In case of serious injury (incident) in relation to your use of the product, please contact your local distributor or manufacturer and your local competent authority. For more information, see www.hollister.com/authority or your local distributor.

Do not use if package is damaged.

This product consists of: 14 cm hydrophilic-coated PVC catheter and funnel (not made with phthalates), contained within a polypropylene and polyethylene case.

Hollister Australia
Nurse Priority Line: 1800 880 851
priority@hollister.com.au
hollister.com.au

New Zealand
Customer Service: 0800 678 669
NZCustomerService@libmed.co.nz
hollister.co.nz

Hollister, the Hollister logo and Infyna Chic are trademarks of Hollister Incorporated.
© 2023 Hollister Incorporated.
AU-00188 AUHC359. December 2023.



The Infyna Chic Hydrophilic Intermittent Catheter

The Infyna Chic Hydrophilic Intermittent Catheter was designed with input from clinicians to help provide a high level of discretion for women who use catheters. After use, place the catheter back inside the case and close the cap to dispose when it is convenient.

Modern, feminine, discreet.

A brighter choice

We know that even the small details can make a difference to how someone feels, which is why the Infyna Chic catheter differs in size from 8 FG to 14 FG in 4 pastel colour funnels.

Colour code	Size	Length	Tip	Code	Quantity per box	
	Blue	8 FG	14 cm	Nelaton	7008	30
	Black	10 FG	14 cm	Nelaton	7010	30
	White	12 FG	14 cm	Nelaton	7012	30
	Green	14 FG	14 cm	Nelaton	7014	30

Design Features

1. Clear tube

to aid visualisation.

2. Longer catheter tube length

supports easy handling and helps give confidence the bladder can be fully drained.

3. Lubricious coating

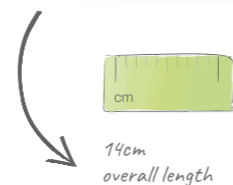
for more comfortable insertion.



Fully recyclable case



Free from PVC



Guide for Use

Infyna Chic™
Intermittent Catheter





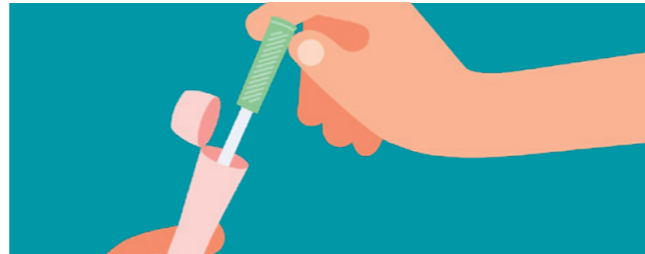
- 1 Assemble all equipment and prepare the area. Wash your hands as advised by your healthcare professional.
- 2 Choose a position to catheterise that is most comfortable for you (standing, sitting on the toilet, in wheelchair or lying in bed).



- 3 Spread the labia with two fingers of your non-dominant hand. Use mild, unscented soap and water or a nonalcoholic wet wipe to cleanse around opening of urethra as instructed by your healthcare professional.




- 4 Open the case by flipping up the cap, with your dominant hand, which breaks the seal. Leave the product in the case.
NOTE: if seal is already broken, do not use the catheter. If you are using a collection bag accessory (not included), attach to the funnel end of the catheter. No need to remove catheter from the case.



- 5 Hold the case with your non-dominant hand and remove catheter from the case with your dominant hand, touching only the funnel.



- 6 Part the labia with two fingers of your non-dominant hand, and insert the catheter with your dominant hand into the urethral opening, until urine starts to flow.
- 7 Once urine flow has stopped, slowly withdraw the catheter. If urine flows again, pause until urine stops. After you're sure the bladder is empty, remove the catheter completely. If desired, you may place the used catheter back inside the case and close the cap.



To dispose, please follow all local disposal regulations.

- 8 You may dispose as appropriate in a recycling bin or waste bin immediately or later when it is more convenient. The recycling symbol on the Infyna Chic label applies only to the catheter case. DO NOT FLUSH DOWN TOILET. Wash hands.

Scan the QR code to view the instructions for use video or visit

Australia: hollister.com.au/infynachic

New Zealand: hollister.co.nz/infynachic



Instructional Video -
for those who
are ambulatory



Instructional Video -
for those who
use a wheelchair