


Advance Touch Free Intermittent Catheter



Instructions for Use



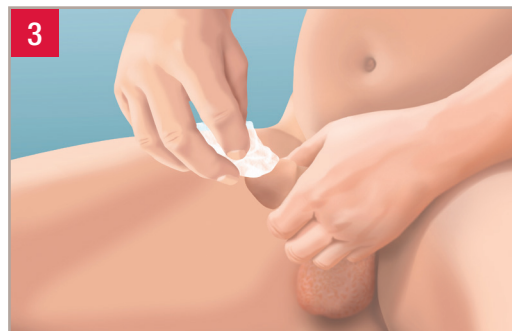
Wash your hands.

Fully fold back the packaging by peeling the clear side of the package.

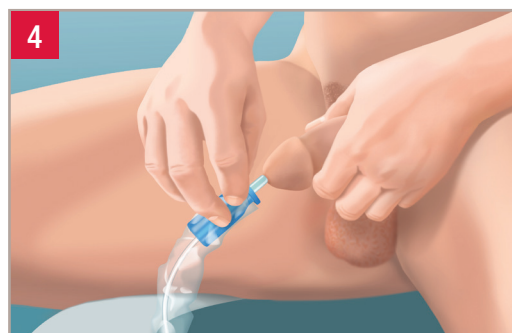
Remove ring cap from protective tip of catheter.



Hold the gel reservoir in one hand and with the other hand move the catheter forward until tip of the catheter fills the protective tip, taking care that the catheter does not protrude from the tip.



Hold the penis. Pull back foreskin (if present) and cleanse the glans and opening of the urethra with mild, unscented soap or a non-alcoholic wet wipe.



Direct funnel end of catheter into an appropriate receptacle.

Holding the gel reservoir gently, insert the protective tip until the base comes in contact with the urethral opening. Keep the protective tip in place. Relax the foreskin (if present).

Advance Touch Free Intermittent Catheter



Instructions for Use



The gel reservoir should be held gently in place until the catheter has passed through the urethra and into the bladder.

Continue to insert the catheter forward until the urine starts to flow. Once urine has stopped flowing, slowly withdraw the catheter.



Dispose of catheter and package.

WARNING: To help reduce the potential for infection and/or other complications, do not reuse.

WARNING: If discomfort or any sign of trauma occurs, discontinue use immediately and consult your healthcare practitioner.

- Ready-to-use, pre-lubricated, single-use intermittent catheter
- Latex-free
- Protective tip and sleeve supports no-touch insertion technique
- Unique gel reservoir
- 2 smooth catheter eyelets
- Colour-coded funnel

This intermittent catheter is a flexible tubular device that is inserted through the urethra by male, female and paediatric patients who need to drain urine from the bladder.

PRECAUTION: Please consult your healthcare practitioner before using this product if any of the following conditions are present:

- Severed urethra
- Unexplained urethral bleeding
- Pronounced stricture
- False passage
- Urethritis – inflammation of the urethra
- Prostatitis – inflammation of the prostate gland
- Epididymitis – inflammation of the epididymis (testicle tube)

PRECAUTION: Self-catheterisation should follow the plan of care and advice given by your healthcare practitioner and be carried out only in accordance with the instructions for use provided. Generally, for urethral intermittent self-catheterisation (ISC), it is typical to catheterise at least 4 times a day between 6-8 hour intervals. If you are unsure about your catheterisation, please contact your healthcare practitioner.

NOTE: Store boxes in a flat position and at normal room temperature.

For more information or samples please call Customer Engagement on:

Australia 1800 880 851
www.hollister.com.au

New Zealand 0800 678 669
www.hollister.co.nz